


# WILDLIFE EDUCATION NEWSLETTER

Department of Wildlife & Parks  
Wildlife Education Coordinator, Joyce Harmon Depenbusch

FALL 1989



KANSAS WILDLIFE & PARKS

wildlife  
education  
service

The Wildlife Education Service of the Kansas Department of Wildlife and Parks hopes your school year has gotten off to a good start. To enhance your school year we'd like to remind you of what we have to offer, and let you know about a few new items.

**Did you realize that the following are available free to your school from the Wildlife Education Service of Kansas Department of Wildlife & Parks?**

**K-12 Wildlife Education Curriculum** with teacher's guides and student activities. These **nonconsumable** materials have been sent to every Kansas public and private building. If they have been lost or misplaced in your building, contact us for replacements. Please make a thorough search of your building before requesting replacements. Copies are now available for each classroom, not just one set per building.

**Free-loan Wildlife Reference Center** filled with wildlife and park-related audio visual materials. The center contains films, filmstrips, video tapes, posters, educational games, computer software, field guides, and a large number of learning kits. A catalog lists all available items. Catalogs have been sent to each building. Contact us if you need an individual copy.

**Inservice workshops** to inform teachers and administrators of what the Wildlife Education Service has to offer. Samples of the reference center and curriculum are displayed, activities are done, and a variety of handouts are given.

**"There's Something Wild In Nature's Notebook"** is a yellow, three-ring binder compiling all issues of "Nature's Notebook" from Kansas Wildlife & Parks magazine and the "Something Wild" series. This notebook was sent to every Kansas school librarian in August, 1986. **Free updates are sent each year to those librarians who sent in an update request form.** Check with your librarian to see if they have requested the updates.

For more information about the educational opportunities available to you, please contact Joyce Harmon Depenbusch, Wildlife Education Service Coordinator, at the Pratt Operations Office, Rt 2, Box 54A, Pratt, KS 67124, (316) 672-5911 (ext. 168).

Several new items have been added to the Wildlife Reference Center recently. These items and all of the Wildlife Reference Center materials can be ordered by writing or calling Maxine Crosley at the Department of Wildlife and Parks, Rt 2, Box 54A, Pratt, KS 67124, (316) 672-5911, ext. 183. Please give her as much advance notice as possible. Refer to your catalog for a complete listing.

New and/or items of interest:

**GK-5 FISHIN' TIME** A tournament fishing game for ages 6 and up. From two to eight players. Your challenge is to maneuver your fishing boat onto a "hot spot" and then to draw from a deck of situational cards. The fisherman who catches the most fish in the designated time of play (30 or 60 min.) wins the game.

There are many reference books for you or your students in the reference center. Below are a few that may be of interest.

**3-5 SONG AND GARDEN BIRDS OF NORTH AMERICA** Jr. High-Adult  
Colored pictures and biography of birds you are apt to see in your backyard are included for each species.

**4-3 WILD ANIMALS OF NORTH AMERICA** Jr. high-Adult  
An illustrated book on mammals of North America. Range maps and a biography of each illustrated mammal species is included.

**12-7 THE MARVELS OF ANIMAL BEHAVIOR** Jr. High-Adult  
See how animal societies learn, communicate, work, establish territory, choose leaders, court, and care for their families.

**2-2 FISHES IN KANSAS** Jr. High-Adult  
There are 123 different kinds of fishes in Kansas, and every one is described--and pictured--in this book. From flathead catfish, green sunfish, and buffalo fish to white bass and crappie, they vary greatly in size, appearance, and habitat. Range maps are included.

**2-2A ILLUSTRATED GUIDE TO FISHES IN KANSAS** Jr. High-Adult.  
A 24-page illustrated companion guide to 2-2.

**LK-41 BIRDS OF THE ENVIRONMENT**  
This kit should be useful in your study on birds. It consists of 20 replicas, 9 ink print identification sheets, 5 information sheets and an activity sheet. This is also a companion unit for LK-42 (Ornithology Craft Unit).

**LK-62 A SERIES OF NATURAL HISTORY INFORMATION LEAFLETS** Primary-College  
Subsets (five pages printed on front and back) consist of A - Fish, B - Reptiles/Amphibians, C - Birds, D - Mammals, E - Invertebrates, F - Insects, and G - Plants. Order complete set or subsets.

**LK-65 WILDLIFE CASTING UNIT** A set of 6 vinyl animal molds  
The unit contains molds of beaver, skunk, rabbit, bear, squirrel and raccoon approximately 4" in length. The plaster of paris end products can be painted to look like the real animal.

LK-66 **TREES OF KANSAS LEAF REPLICAS**

A 2-unit set containing 25 full-size vinyl replicas of species in each unit designed to enable students to readily identify the trees of their state and surrounding states. Students are able to make their own ink prints to compile a permanent file of their own for tree identification.

VT-128 **ANIMALS THAT LIVE IN WATER** is now available on VHS videotape. Same description as M-74.

FS-46 **CYCLES IN NATURE** Grades 6-9 (16 min. ea)  
Three sound filmstrip series: Food Webs, Ecological Cycles,  
Succession: Ways Ecosystems Change.

FS-47 **ROOM TO LIVE: ANIMAL HOMES AND TERRITORIES** Grades K-4 (13 min ea)  
Watch master builders construct homes and claim their territories. Two sound filmstrip series: Mammals, Birds and Other Animals.

\*\*\*\*\*

For those teachers in the northeastern part of the state, special services are now available. In the Kansas City area, Mary Kay Crall is employed by the Department to assist with the Wildlife Education Service. She is available for workshops and class presentations by calling (913) 894-9113 or by writing her at the Department of Wildlife & Parks, 9539 Alden, Lenexa, KS 66215.

In the Junction City area, Pat Silovsky is located at the Milford Conservation Education Center, (913) 238-5323, Rt 3, Box 304, Junction City, KS 66441. Pat is available for programs at the education center or at your building for workshops and classroom presentations.


Take the opportunity to use these two excellent professionals as resources for your classroom.

In the Pratt area, the Department's museum and aquaria is available for free tours. A part-time employee is available on a limited basis for tours. Call (316) 672-5911 or write to Scott Hillard, Kansas Department of Wildlife & Parks, Rt 2, Box 54A, Pratt, KS 67124 for tour information.

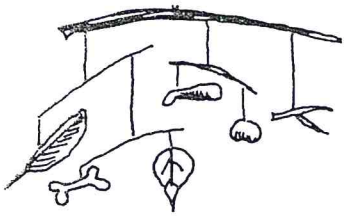
\*\*\*\*\*

A C T I V I T Y I D E A S

--Make an "animal tree" from a dried branch that has many places to hang ornaments. Have the children draw, paint, or build the animals of their choice. If necessary, fasten heavier paper to the back of each picture for support. Attach the decoration to the tree. The pictures can be changed throughout the year with animal homes and foods added.





--Design wildlife bookmarks or book jackets. Cover surface with clear contact paper for durability.



--Construct nature mobiles. Gather sticks or branches to support the mobile and attach natural or un-natural objects with string or yarn. These objects can be collected while on a hike, but care should be taken that damage is not done to the environment. Students can hang their mobiles in the classroom or take them home to share.

--Explore the outdoors by making texture rubbings. Section paper by folding it several times. Use a crayon to rub a variety of materials on each section. You may suggest items such as different leaves, different kinds of tree bark, or the bottoms of students' shoes.



--Take students outside to observe their environment. Study textures by giving each child a 5" x 7" index card with a small square of sandpaper, aluminum foil, and velvet glued on it. Children compare textures they feel outside with ones on their cards. Which is softest? Which is roughest? Try the activity another

time with additional textures.

--Build animal models from rocks or potatoes. Add pipe cleaners, construction paper, buttons, or natural objects, such as seeds and leaves to complete the creatures.




--Make jigsaw puzzles from the children's animal drawings.

--While hiking, collect natural objects such as seeds, pine cones, dead twigs, dried mushrooms, etc. to make a nature picture or class collage. Items can be glued to cardboard to form a three-dimensional collection.

--If you read daily to your class, why not include stories or poems about animals and the environment, especially those related to Kansas? Recommend your favorite selections to the school or public library for their future purchases.

--Write plays or skits about wildlife and its habitat. Research the animals so that the role plays are true to life.



--Learn more about the seasons by keeping a record of changes throughout the year. Have the class pick a special spot on the schoolgrounds, or allow each child his or her own location. Observe the changes that take place through the year. How do shadows change with the time of day and season.



#### Kansas Department of Wildlife & Parks

Equal opportunity to participate in and benefit from programs described herein is available to all individuals without regard to their race, color, national origin, sex, age, or handicap. Complaints of discrimination should be sent to Office of the Secretary, Kansas Department of Wildlife and Parks, 900 Jackson St., Suite 502, Topeka, KS 66612.